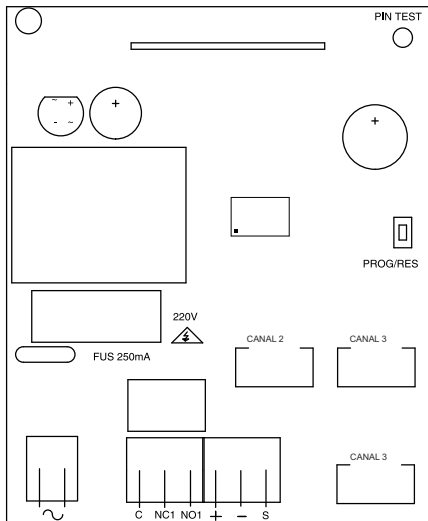


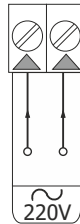
1. APLICACIONES

- Gama Smart Control, código inteligente, seguro, fiable e incopiable.
- Receptor a 220V a.c. para cualquier sistema automático.
- Selección multifunción.
- Activación de canales a través de tarjetas adicionales.

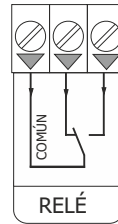
2. CONEXIONES



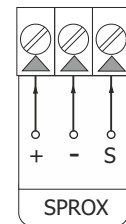
ALIMENTACIÓN



RELÉ SALIDA





ENTRADA SPROX



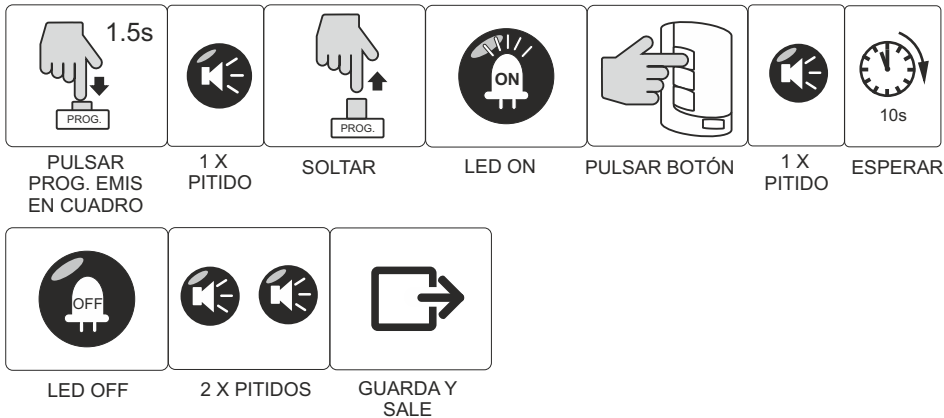
C Común relé
NC Contacto norm. cerrado
NO Contacto norm abierto

+ Alimentación control acceso. Positivo
- Alimentación control acceso Negativo
S Señal control acceso

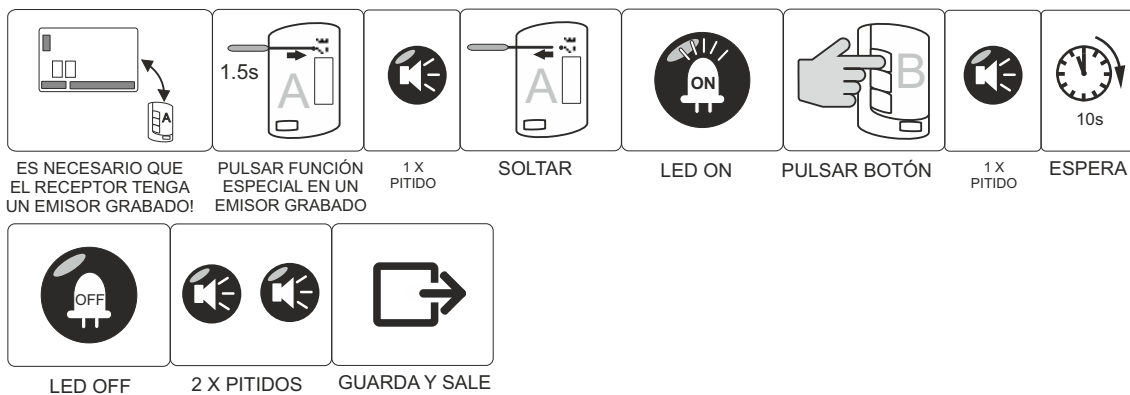
3. OPCIONES

1	OPCIÓN ASIGNACIÓN FUNCIÓN-RELÉ / ASIGNACIÓN FUNCIÓN PREDETERMINADA	 - Asigna cada relé según el orden en que se memorizan los botones. El primer botón memorizado es asignado al primer relé. El segundo botón memorizado es asignado al segundo relé.  - Asignación predeterminada de los relés. Botón 1 asignado primer relé y botón 2 asignado al segundo relé.
	2	PROGRAMACIÓN VÍA RADIO
3		RELÉ 1 BIESTABLE / RELÉ 1 IMPULSIONAL
	4	RELÉ 2 BIESTABLE / RELÉ 2 IMPULSIONAL

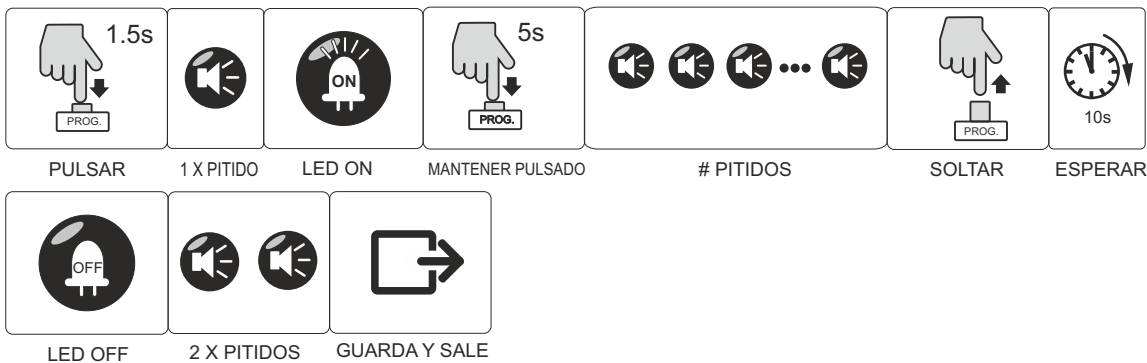
4. PROGRAMACIÓN MANUAL DE UN EMISOR



4.1 PROGRAMACIÓN VIA RADIO DE UN EMISOR



4.2 RESET DE MEMORIA EMISORES



CARACTERÍSTICAS TÉCNICAS

Alimentación	230V AC +/- 10%
Consumo máximo	0.5A
Salidas	
Salidas fijas	1 Relé 1A/30V
Salidas opcionales (cards)	3 Relés 1A/30V
Combinaciones código	2.097.152.281 Millones
Tecnología encriptación	Hopping code
Llave encriptación	64 bits
Detección errores	2 CRC bits
Número códigos	31/255/1000 códigos distintos
Selección función:	
1 relé	Se memoriza la función del código
2 relés o más	función predeterm. o programable
Latch relays	Posición 1 programable
Frecuencia	433.92MHz / 868.35MHz
Homologaciones	ETS300-220/ETS300-683
Emisiones	< -57dBm
Sensibilidad	< -104dBm
Alcance	60m
Control Acceso	Sí
Temperatura	0 a 70°
Antena	17cm / 8,5cm

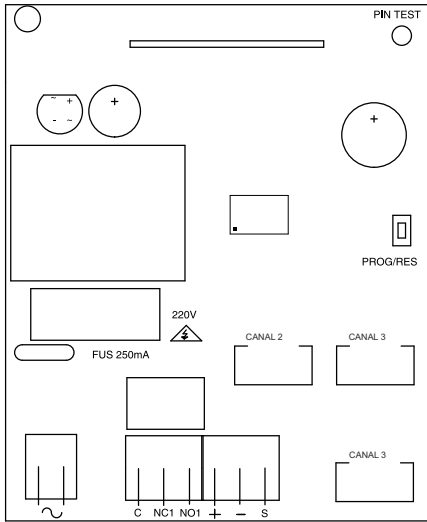
ATENCIÓN!!

- La instalación y la puesta a punto de la instalación sólo puede ser ejecutada por personal cualificado.

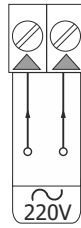
1. APPLICATIONS

- Smart control product range, intelligent code, safe, reliable and cannot be copied.
- Receiver for any automatic system.
- Multy function selection.
- Option to use Smart transmitters with Hopping Code or fixed code.

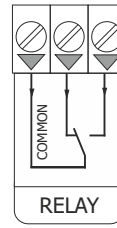
2. CONNECTIONS



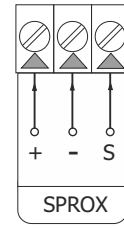
POWER SUPPLY



RELAY OUTPUT











SPROX INPUT




C Common relay
NC Normally closed contact
NO Normally open contact

+ Access control power supply. Positive
- Access control power supply. Negative
S access control. Signal

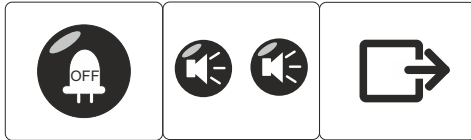
3. OPTIONS

1	OPTION FUNCTION RELAYS / PREDETERMINED FUNCTIONS	 - Assigns each relays according to the order of memorization of the first two codes. The first transmitter button pressed is assigned to the 1st relay. The second button pressed is assigned to the second relay.
		 - Default relays assignment: Function (button) 1, first relay. Function (button) 2, second relay.
2	RADIO PROGRAMMING	 - Allows the transmitters radio programming and transmitters manual programming. (see points 4. y 4.1)
		 - Allows only the transmitter manual programming. (see point 4.)
3	RELAY 1 FLIP-FLOP / RELAY 1 PULSE	 - Relay 1 flip-flop mode. Activated – Deactivated – Activated ..., according to signal.
		 - Relay 1 Pulse mode. Relay maintains activated during signal reception (Deadman).
4	RELAY 2 FLIP-FLOP / RELAY 2 PULSE	 - Relay 2 flip-flop mode. Activated – Deactivated – Activated ..., according to signal.
		 - Relay 2 Pulse mode. Relay maintains activated during signal reception (Deadman).

4. TRANSMITTER MANUAL PROGRAMMATION

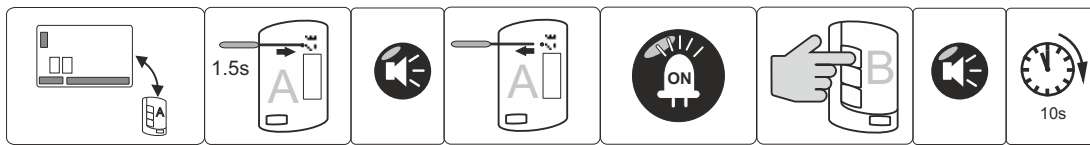


PRESS BUTTON 1.5s
PROG. EMIS 1 X BIP RELEASE LED ON PRESS BUTTON 1 X BIP WAIT 10s




LED OFF 2 X BIPS SAVE & EXIT

4.1 TRANSMITTER RADIO PROGRAMMING



MUST HAVE A TRANSMITTER RECORDED IN A RECEIVER 1.5s PUSH A SPECIAL FUNCTION 1 X BIP RELEASE LED ON PUSH BUTTON 1 X BIP WAIT 10s




LED OFF 2 X BIPS SAVE & EXIT

4.2 MEMORY RESET



PULSAR 1.5s 1 X BIP LED ON 5s KEEP IT PRESSED # BIPS RELEASE WAIT 10s



LED OFF 2 X BIPS SAVE & EXIT

TECHNICAL SPECIFICATIONS

Power	230V AC +/- 10%
Max. Power consumption	0.5A
Outputs	
Fixed outputs	1 Relay 1A/30V
Optional outputs (cards)	3 Relays 1A/30V
Available codes	2.097.152.281 Millions
Encryption technology	Hopping code
Key Encryption	64 bits
Detection of errors during transmission	2 CRC bits
Number of codes	31/255/1000 different codes
Fuction selection:	
1 relay	Memorizes in function of the code
2 relays or more	Predetermined function or program
Latch relays	Position 1 programmable
Frecuency	433.92MHz / 868.35MHz
Certificates	ETS300-220/ETS300-683
Spurious emissions	< -57dBm
Sensitivity	< -104dBm
Range	60m
Access control	YES
Temperature	0 to 70°
Antenna	17cm / 8,5cm

WARNING!!

- Equipment installation and start-up, can only be executed by qualified personal.